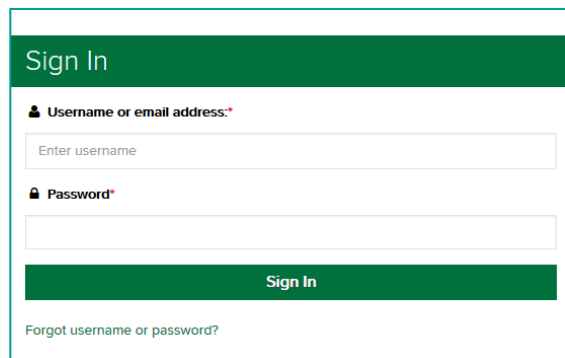


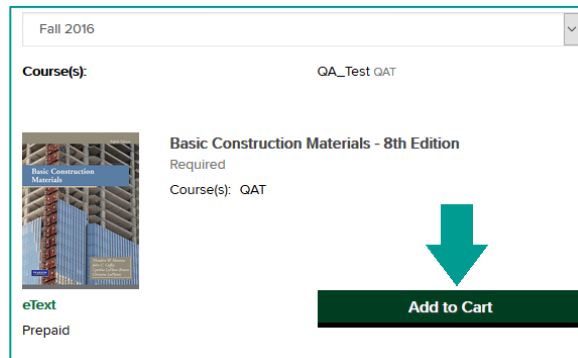
Ordering eTexts

Through a Digital Resource Portal (DRP)



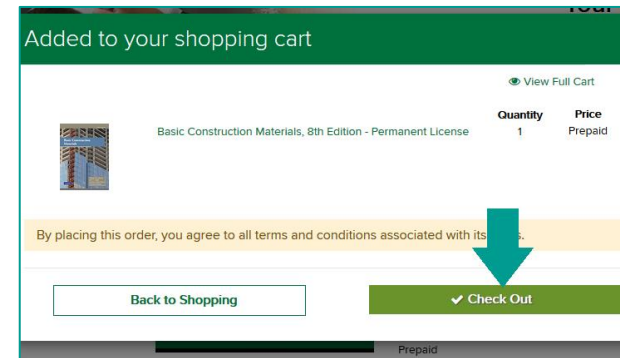
1. Sign into your school's Digital Resource Portal (DRP).

Sign into the DRP where you ordered the package for which you need a course code.



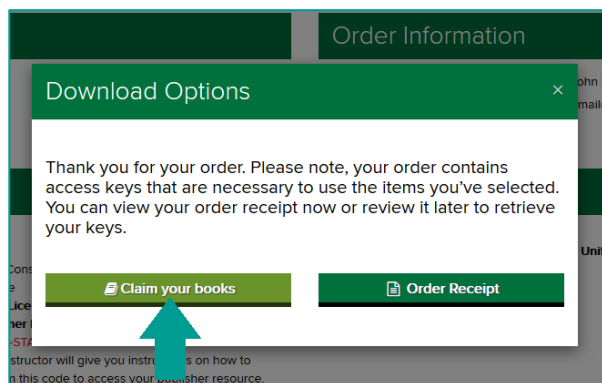
2. Add eTexts to your Cart.

Click the "Add to Cart" button next to an eText you wish to order (found under the "Your Program Essentials" tab).



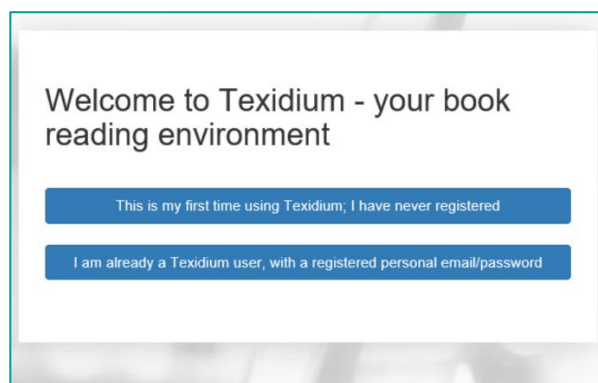
3. Check out.

When you've added all of the eTexts you need, click **Check Out** in the Shopping Cart window to place your order.



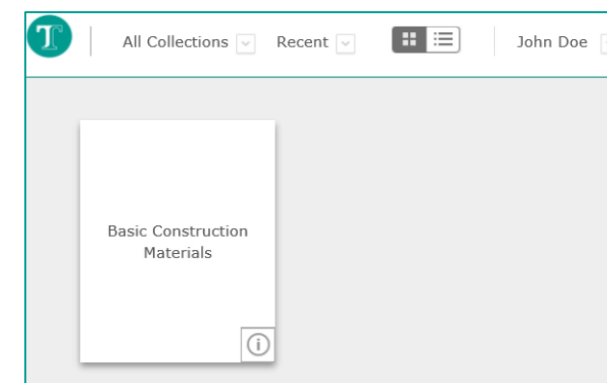
4. Claim your books.

When your order is placed, you can either view your receipt or click **Claim your Books** to start reading.



5. Create or sign in to a Texidium account.

If you are new to Texidium, click the top button to register. If you already have a Texidium account, click the bottom button to sign in.



6. Enjoy your books!

When you are registered and signed in to Texidium, all of the books from your order will be waiting for you. Click on a book to start reading.