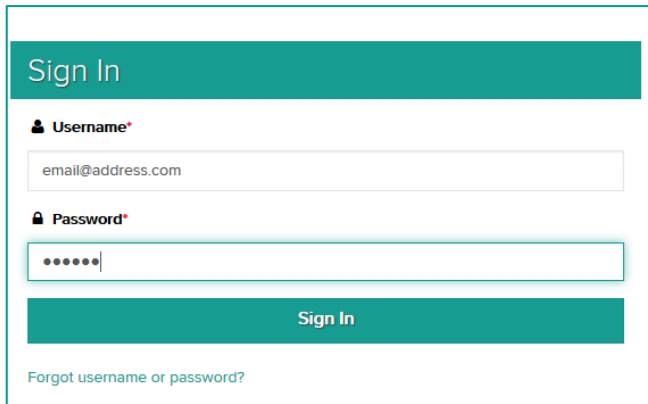
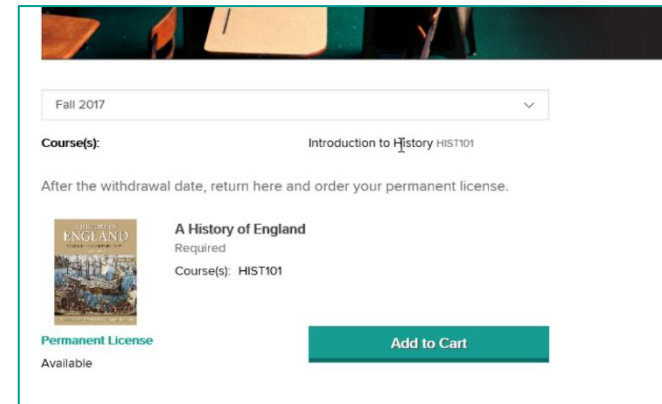


# Ordering eTexts

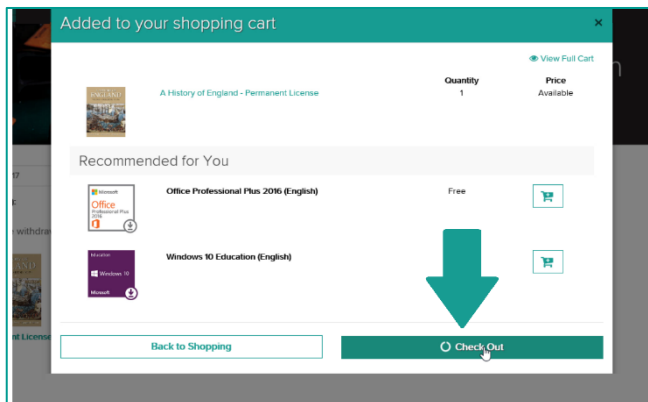
Through a WebStore or Digital Resource Portal



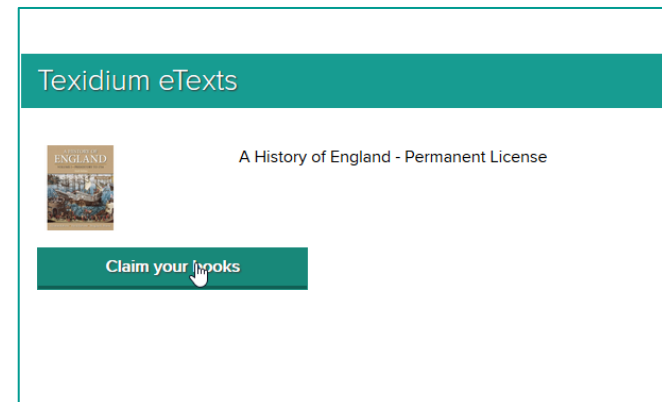
1. **Sign into your school's Digital Resource Portal (DRP).**  
Sign into the to the online store through which your school distributes eTexts.



2. **Add eTexts to your Cart.**  
Click the "Add to Cart" button next to an eText you wish to order.



3. **Check out.**  
When you've added all of the eTexts you need, click **Check Out** in the Shopping Cart window to place your order.



4. **Claim your books.**  
When your order is placed, click the **Claim your books** button on your Order Details page to claim all eTexts that were on it.

**Note:** If you have a Texidium account, you will be signed in when you claim your books. If you do not, you will be prompted to [register for Texidium](http://texidium.com/ereader/help/).