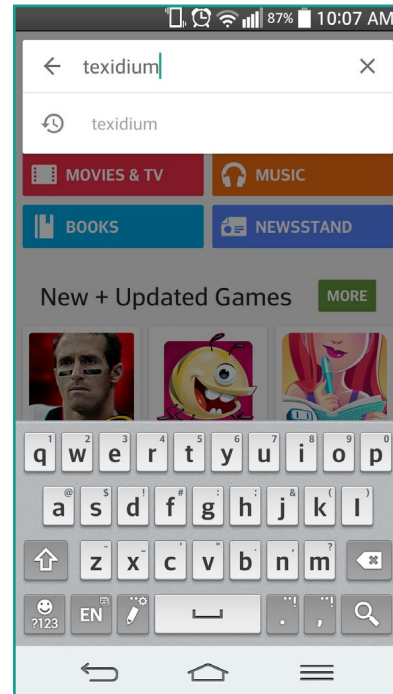


Installing the Texidium eReader for Android Devices




1 Open the Play Store.

Use the Android device on which you wish to install the app.




2 Search for Texidium.

Use the Play Store's search feature.



3 Tap Texidium.

Tap on the search result to open the app install page.



4 Tap Install.

Then tap "Accept" when prompted. The Texidium app will be installed on your device.