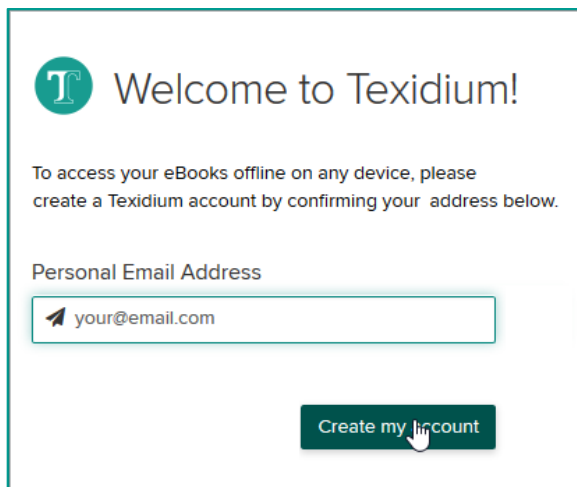


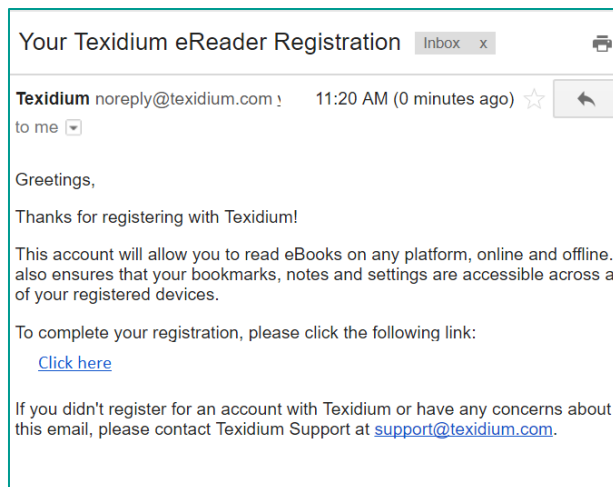
Registering For Texidium

You may be directed to register for Texidium when you claim your books. If your school allows limited use of Texidium without registering, you can still register at any time to unlock the platform's full potential. Click the word **Unregistered** in your Texidium Library, and then click **Register** in the menu that opens.



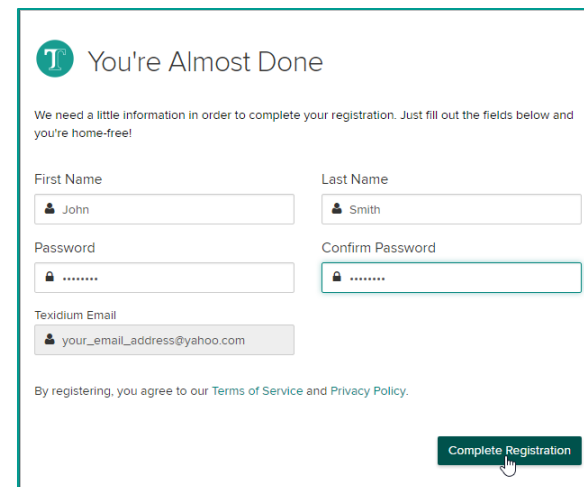
1. Enter your email address.

Enter an email address, and then click **Create my Account**. It is recommended that you use your personal email rather than a school account so that you can continue to use Texidium after graduation.



2. Click the verification link.

Check the email address you provided. Click the link in the email you receive from Texidium to verify your address and continue registering.



3. Fill out the registration form.

Complete the short form to which you are directed, and then click **Complete Registration**.